








Oak Class are fortunate this term to be undertaking a 5 week programme of study on the chronology and stories of the Bible – Old Testament – led by Christine from Walk Through The Bible. They are using visual representations and actions to learn about, and remember, events and key figures.

	<p>Lesson 1 – Beginnings</p> <p>Creation of the world. Noah and the Flood. Abraham, Father of many Nations. Joseph and his coat of many colours.</p> <p><i>For example: The action for creation starts with using both arms to draw a circle in the air starting low and ending high. God is on high but the hands begin to fall as sin enters the world. The hands rise again to indicate the flood and spread wide to encompass the Nations.</i></p> <p>There are other movements.</p>
	<p>Lesson 2 – Moses</p> <p>The first Passover. 10 Commandments. Spying out the Promised Land.</p>
	<p>Lesson 3 – Promised Land</p> <p>Joshua conquers Jericho. Gideon puts out a fleece. Samson the strong man. Ruth, Great Grandmother of David.</p>
	<p>Lesson 4 – Kingdoms</p> <p>David and Goliath. David the Psalmist. Solomon the 'king with 1000 wives'. Prophets begin to speak.</p>
	<p>Lesson 5 – Exile</p> <p>Jewish exile in Babylon. Temple rebuilt after return from exile. God makes them wait... ..one day the Messiah will come.</p>